


New York state government salary

This page describes the compensation for state government officeholders in New York.

Legislator salaries

See also: [Comparison of state legislative salaries](#)

State legislative salaries, 2023	
Salary	Per diem
\$142,000/year	The exact amount members receive for per diem is unknown.



New York Salaries

Total state spending:
\$220.4 billion^[1] (2023 estimate)

State executive salaries

See also: [Compensation of state executive officers](#)

Office and current official	Salary
Governor of New York Kathy Hochul	\$250,000
Lieutenant Governor of New York Antonio Delgado	\$220,000
Attorney General of New York Letitia James	\$220,000
New York Secretary of State Robert Rodriguez	\$200,000
New York Public Service Commission James Alesi	\$205,000
New York Commissioner of Agriculture Richard A. Ball	\$200,000

Office and current official	Salary
New York Public Service Commission <u>Diane X. Burman</u>	\$205,000
New York Public Service Commission <u>Rory M. Christian</u>	\$205,000
New York Comptroller <u>Thomas P. DiNapoli</u>	\$210,000
New York Public Service Commission <u>Tracey Edwards</u>	\$205,000
New York Superintendent of Financial Services <u>Adrienne Harris</u>	\$210,000
New York Public Service Commission <u>John Howard</u>	\$205,000
New York Public Service Commission <u>John B. Maggiore</u>	\$205,000
New York Commissioner of Labor <u>Roberta Reardon</u>	\$205,000
New York Commissioner of Education <u>Betty A. Rosa</u>	\$334,000
New York Commissioner of Environmental Conservation <u>Basil Seggos</u>	\$220,000
New York Public Service Commission <u>David Valesky</u>	\$205,000

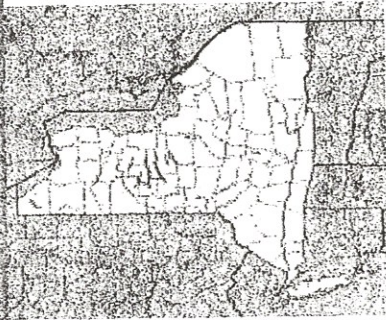
Judicial salaries

See also: New York court salaries and budgets

State court salary information

Supreme Court salary	Court of Appeals salary
Associates: \$233,400 ^[2]	Associates: \$222,200 ^[3]

State profile



Presidential voting pattern

See also: [Presidential voting trends in New York](#)

New York voted for the Democratic candidate in all six presidential elections between 2000 and 2020.

Pivot Counties (2016)

Ballotpedia identified 206 counties that voted for Donald Trump (R) in 2016 after voting for Barack Obama (D) in 2008 and 2012. Collectively, Trump won these **Pivot Counties** by more than 580,000 votes. Of these 206 counties, 18 are located in New York, accounting for 8.74 percent of the total pivot counties.^[4]

Pivot Counties (2020)

In 2020, Ballotpedia re-examined the 206 Pivot Counties to view their voting patterns following that year's presidential election. Ballotpedia defined those won by Trump won as Retained Pivot Counties and those won by Joe Biden (D) as Boomerang Pivot Counties. Nationwide, there were 181 Retained Pivot Counties and 25 Boomerang Pivot Counties. New York had 14 Retained Pivot Counties and four Boomerang Pivot Counties, accounting for 7.73 and 16.00 percent of all Retained and Boomerang Pivot Counties, respectively.

Demographic data for New York

	New York	U.S.
Total population:	19,747,183	316,515,021
Land area (sq mi):	47,126	3,531,905
<u>Race and ethnicity**</u>		
White:	64.6%	73.6%
Black/African American:	15.6%	12.6%
Asian:	8%	5.1%
Native American:	0.4%	0.8%
Pacific Islander:	0%	0.2%
Two or more:	2.9%	3%
Hispanic/Latino:	18.4%	17.1%

Education

High school graduation rate:	85.6%	86.7%
College graduation rate:	34.2%	29.8%

Income

Median household income:	\$59,269	\$53,889
Persons below poverty level:	18.5%	11.3%

Source: U.S. Census Bureau, "American Community Survey" (5-year estimates 2010-2015)

Click [here](#) for more information on the 2020 census and [here](#) for more on its impact on the redistricting process in New York.


****Note:** Percentages for race and ethnicity may add up to more than 100 percent because respondents may report more than one race and the Hispanic/Latino ethnicity may be selected in conjunction with any race. Read more about race and ethnicity in the census [here](#).

More New York coverage on Ballotpedia

- [Elections in New York](#)
- [United States congressional delegations from New York](#)
- [Public policy in New York](#)
- [Influencers in New York](#)
- [New York fact checks](#)
- [More...](#)

See also

New York



[New York State Executive Offices](#)
[New York State Legislature](#)
[New York Courts](#)

State Executive Elections



[2024](#) • [2023](#) • [2022](#) • [2021](#) •
[2020](#) • [2019](#) • [2018](#) • [2017](#) •
[2016](#)
New York elections: [2024](#) •
[2023](#) • [2022](#) • [2021](#) • [2020](#) •
[2019](#) • [2018](#) • [2017](#) • [2016](#)

News and Analysis



[Party control of state government](#)
[State government trifectas](#)
[State of the state addresses](#)
[Partisan composition of governors](#)

External links

- [2022 salary table from the Council of State Governments](#)
- [2023 salary table from the National Conference of State Legislatures](#)
- [2023 salary table from the National Center for State Courts](#)

Footnotes

1. [National Association of State Budget Officers, "Overview: Fiscal 2021-2023," accessed December 12, 2023](#)
2. The salary of the chief justice may be higher than an associate justice.

3. The salary of the chief judge may be higher than an associate judge.
4. The raw data for this study was provided by Dave Leip of [Atlas of U.S. Presidential Elections](#).

Ballotpedia features 437,895 encyclopedic articles written and curated by our professional staff of editors, writers, and researchers. Click here to [contact our editorial staff](#) or [report an error](#). For media inquiries, [contact us here](#). Please [donate here](#) to support our continued expansion.

INFORMATION ABOUT VOTING

- [What's on my ballot?](#)
- [Where do I vote?](#)
- [How do I register to vote?](#)
- [How do I request a ballot?](#)
- [When do I vote?](#)
- [When are polls open?](#)
- [Who represents me?](#)

2024 ELECTIONS

- [Presidential election](#)
- [Presidential candidates](#)
- [Congressional elections](#)
- [Ballot measures](#)
- [State executive elections](#)
- [State legislative elections](#)
- [State judge elections](#)
- [Local elections](#)
- [School board elections](#)

2025 ELECTIONS

- [Governors](#)
- [State executives](#)
- [State legislatures](#)
- [Ballot measures](#)
- [State judges](#)
- [Municipal officials](#)
- [School boards](#)

ANALYSIS

- [Election legislation tracking](#)
- [State trifectas](#)
- [State triplexes](#)
- [Redistricting](#)
- [Pivot counties](#)
- [State supreme court partisanship](#)
- [Polling indexes](#)

PUBLIC POLICY

- [Administrative state](#)
- [Criminal justice policy](#)
- [Education policy](#)
- [Environmental, social, and corporate governance \(ESG\)](#)
- [Federalism](#)
- [Unemployment insurance](#)
- [Work requirements](#)
- [Policy in the states](#)

INFORMATION FOR CANDIDATES

- [Ballotpedia's Candidate Survey](#)
- [How do I run for office?](#)
- [How do I update a page?](#)
- [Election results](#)
- [Send us candidate contact info](#)

GET ENGAGED

- [Donate to Ballotpedia](#)
- [Contact us](#)
- [Report an error](#)
- [Events](#)
- [Newsletters](#)
- [Ballotpedia podcast](#)
- [Careers](#)
- [Volunteer](#)
- [Ad policy](#)
- [Ballotpedia Boutique](#)

SERVICES

- [Media inquiries](#)
- [Data sales](#)
- [API](#)
- [Premium research services](#)

TRENDING

- [2024 Elections calendar](#)
- [2024 Presidential election](#)
- [Biden Administration](#)
- [Recall elections](#)
- [Ballotpedia News](#)